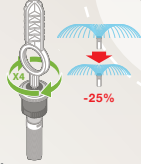


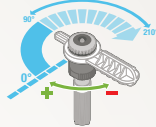
RADIUS ADJUSTMENT SCREW

The MP Rotator is factory preset at the full radius setting. Radius can be reduced by approximately 25%. As the radius is reduced, the flow is reduced proportionately. This allows the sprinkler to maintain matched precipitation, applying the same depth of water to all irrigated areas.



ARC ADJUSTMENT RING

Install the MP Rotator with the Left Edge Indicator aligning with the left edge of the landscape. The MP Rotator not only features a fully adjustable arc, but as the arc is changed, the flow adjusts proportionately to maintain matched precipitation.



INLET SCREEN

Removable screen keeps sprinkler free from internal debris.

LOWER SYSTEM COST

MP Rotators reduce overall system costs. You can run more heads at once, and therefore need fewer valves. Usually, you can also use smaller pipe and fewer heads. See below for comparison at 2.1 bar; 210 kPa with half-circle operation.


Water Meter Size	Max Safe Flow (l/min)	Loss (bar/100 m)	Max #17H (5.2 m) Sprays	Max # MP2000*
5/8"	56.8	1.88	6	24
3/4"	83.3	1.79	9	35
1"	140.0	1.76	16	59

* At 5.2 m, 180° arc

Hunter®

REFERENCE CARD

MP Rotator®



RESIDENTIAL & COMMERCIAL IRRIGATION | *Built on Innovation*
Learn more. Visit hunterindustries.com.au

